


(•)(•)<sup>TM</sup>

2007



Izdzīvo dzīvi, jo tagad cilvēks dzīvo tikai divreiz

# Augonis

Manual

# Content

---

About - About game “Augonis”

Menu - Shortly about menu

LVL0 - Surprise level and the beginning - LVL0

LVL1 - All about first level in year 1971

LVL2 - All about second level in year 1981

LVL3 - All about third level in year 1989

Minigames - Listed minigames and shortly about them

Pause - Shortly about “Pause Menu”

Buttons - All buttons used in game

Credits - What is what and thanking

# About

## About game “Augonis”

---

Second attempt to make something unique and free. This time in unseen format - live whole life. Begin as 1 year old child, enjoy teen problems and party's, make family and live happy in pension. When it's getting to boring, take music player and listen to some tunes right from the game. Don't like how Augonis looks? No problems! Go to shop, change clothes and continue to live further. What every teen needs? Of course, coolest car around the block. Here you go! Take one of classic cars and tune it. But wait, with time going you start to hear children screams from next door, unslept nights, shopping for food, job - middle age crisis coming? Think your life is simple and with good Score? Go compare it with High Scores online and chat with others in forum.



### Authors:

Uldis Stīpnieks

- Tasks - design, mission/gameplay planning, commercials, accounting, audio gathering, video making

Artūrs Pedecs

- Tasks - programming, game engine, code



# Menu

Shortly about menu

---



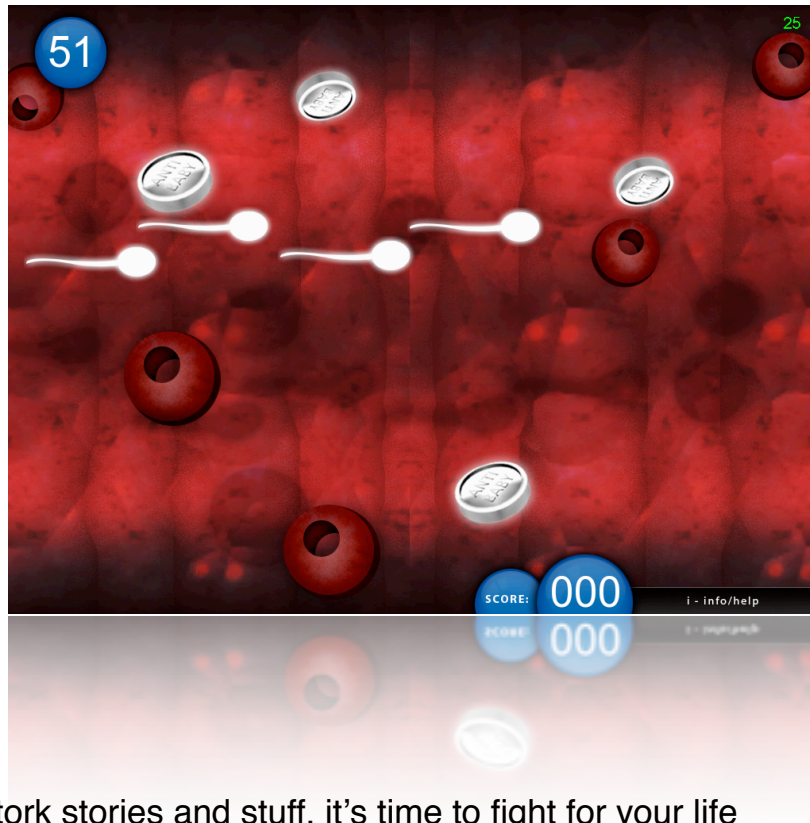
## Buttons:

- Arrows up and down to move in menu
- Y to confirm leaving
- Enter lai born or/and load game
- SHIFT+C to open cheats menu

# LVLO

Surprise level and the beginning - LVLO

---



## Info:

Forget about stork stories and stuff, it's time to fight for your life

## Notes:

- Don't let others beat you, they must not leave screen
- Don't interact with objects swimming on you
- Survive 60 seconds

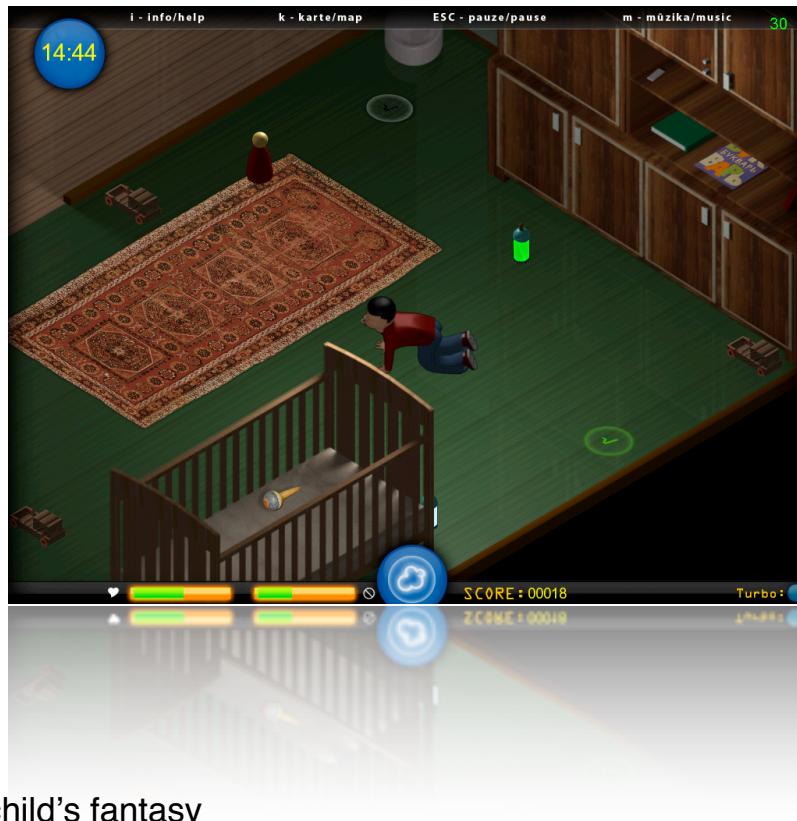
## Buttons:

- Arrows up and down to move
- SPACE to shoot others

# LVL1

All about first level in year 1971

---



## Info:

One year and child's fantasy

## Notes:

- Don't interact with red evil guys
- Don't die from hunger and go to toilet
- Survive 15 minutes
- You will continue living only when all toys are gathered. Then red checkpoint will appear on map

## Buttons:

- Arrows to move
- All buttons shown in pause menu under Buttons

# LVL2

All about second level in year 1981

---



## Info:

Ten years and adults uses you as extra workforce

## Notes:

- Don't step on rakes
- Don't die from hunger and go to toilet
- Survive 15 minutes
- You will continue living only when all toys are gathered. Then red checkpoint will appear on map

## Pogas:

- Arrows to move
- All buttons shown in pause menu under Buttons



# LVL3

Viss par trešo līmeni 1989. gadā

---



## Info:

Now you are adult and can do whatever you want, and you are bored

## Notes:

- Don't die from hunger and go to toilet
- Survive 15 minutes
- You will continue living only when all toys are gathered. Then red checkpoint will appear on map

## Buttons:

- Arrows to move
- All buttons shown in pause menu under Buttons



# Minigames

Listed minigames and shortly about them

---

## **Toilet:**

Only minigame that is obligate. Target black hole and you're done

## **Oven LVL1:**

Flies are attacking cake, shoot them and don't let them pass you

## **Wall LVL1:**

Thro the ball against wall so you hit the cockroaches

## **Rally LVL1, LVL2:**

Steer the car to gather yellow things and visit checkpoint

## **Chicken LVL2:**

Get all eggs and don't interact with chickens

## **Berries LVL2:**

Blow up the bush and gather falling berries

## **Well LVL2:**

Get the bucket with water out of well

## **Tuning LVL3:**

No comments

## **Shop LVL3:**

Gather bottles falling down from shelves

## **Race LVL3:**

Complete race in time

(•)(•)<sup>TM</sup> Augonis

**Hunting LVL3:**

Shoot the birds

**Fighting LVL3:**

Hit that body part which is lightened up green

# PAUSE

Shortly about “Pause Menu”

---



## Info:

Here you can find useful help during game or just pause the game

## Functions:

- To pause
- To show map
- To show buttons
- To exit to main menu

# Buttons

All buttons used in game

---

- Arrows - Move
- ESC - pause, leave
- B - Blow up the bush
- SPACE - Do, get, put, shoot
- Y - Confirm
- N - Deny, turbo
- M - Music player
- K - Map
- O - Fart
- F8 - Screenshot
- V - Finish tuning
- ENTER - Close Baltic way information, confirm
- i - Information during game

## **CHEATS:**

Accessible in main menu with RShift + C

LVL1 = 1234

LVL2 = 1235

LVL3 = 1236

# CREDITS

What is what and thanking

---

## Authors:

Uldis Stīpnieks - design, mission/gameplay planning, commercials, accounting, audio gathering, video making

Artūrs Pedecs - programming, game engine, code

## Thsnk for help:

- bubu - help with collision detection
- all lovely people that supported us doing this, including you! :)

## Music:

**Newgrounds Audio Portal** <http://www.newgrounds.com/>

BazookaZombie - Break The Addictions

Bosa - Seasons (I Will Catch You)

Chzz - Dj Joy

cornandbeans - {Frozen}

DelboyDylan - The Mission

hania - I Wish You Well

JakesFable - {"Twilight-Dreaming"}

KinG7Beatz - Dance 4 Free

RacmusDK - Hulo

snayk - robot lobotomy

sonofkirk - Bebe Blues


(•)(•)<sup>TM</sup> Augonis

starvingdude - Alex Goot - Just Say Anything


Southwest-Statistic - This Way DEMO

laymanlove - Smooth Lovin'

(•)(•)<sup>TM</sup> Augonis



(•)(•)<sup>TM</sup>



2007



(•)(•)<sup>TM</sup>

**Augonis**

Indago2007

**The end!**